

" +"

1.

2. 6145

3. " "

4. HGT

5.

7.

8. 3

9. 50 130

10.

11.

12. CO2

13.

1. 2019

2.

3. | 2001 -2015

4. 2019

5. " " 47

6.

7.

8.

9. 2019

10. 7516 37%

11. " 2019 500 "

°H 1Uii vN ÒvîÑ`H 1Uî Ž-,° çE,î

“ ”

“ ”

“ ”

“ ”

“ ”

“ ”

“ ”

“ ”

“ ”

“ ”

“ ”

“ ”

“ ”

“ ”

“ ”

“ ”

“ ”

“ ”

“ ”

“ ”

“ ”

“ ”

“ ”

“ ”

“ ”

“ ”

" "

" "

" "

" "

" "

"

" "

" "

"

" "

" "

Top

4

166

20

30 60

“ ”

— —

“

”

.....

Top

6

“

”

“

”

“

”

“

”

" "

" "

" "

" "

"

"

Top

7

" "

" "

" "

"

"

Top

8

" " " "

" "

" " " "

" "

" "

" "

" "

"

— —

" "

"

"

"

"

"

"

"

"

"

"

"

"

"

"

"

"

"

"

"

"

"

"

"

"

"

Top

10

" "

" "

Top

11 " " — —

.....

.....

" "

" "

" "

.....

Top

12 GCCA

“ GCCA ”

“ ”

— —

Top

13

2019

20~24GW

"

"

Top

14

2.1 主要财务数据

单位：元 币种：人民币

	本报告期末	上年度末		本报告期末比上年度末增减 (%)
		调整后	调整前	
总资产	54,101,048,774.49	39,659,244,130.93	39,659,244,130.93	36.41
归属于上市公司股东的净资产	25,792,945,494.88	16,451,586,754.06	16,451,586,754.06	56.78
	年初至报告期末 (1-9月)	上年初至上年报告期末 (1-9月)		比上年同期增减 (%)
		调整后	调整前	
经营活动产生的现金流量净额	4,014,292,832.29	1,061,007,894.67	1,061,007,894.67	278.35

“ ”

"

"

"

"

"

"

http://www.semi.org.cn/pv/news_show.aspx?ID=22506&classid=12 Top

17

" "

" "

" "

“ ”

2.

1	9	3.4%	
2019	9	31.20	8.03%

2

7 19 5 50

C

15

16

" "

2019 7 19 17 45

C

15

16

" "

500m³

" 3· 21"

" 4· 15"

" 7· 19"

" 7· 19"

2019 6 26 C

7 12

" "

7 19

" "

” ”

2019 8

1

0.5PPm

300PPm

2

3

4

5

1#

2#

1

2

" "

" "

<http://www.compressoronline.cn/index.php?m=content&c=index&a=show&catid=5&id=8843>

3

40% 60% 1
42% 50%
90% 37kW 95% 50%

YE4

2010 4 IEC IEC60034-30 IEC60034-30 2
IEC60034-30-1 (IE) IEC60034-30-2
(IE) IEC60034-30-1 2014 3 IEC60034-30

(1) 2.2 400kW

(2)

(3)

IE4

H80

H355

0.75 355kW

2 4 6 8

95%

6%

(1)

(2)

10 300kW

1000 50000r/min

500r/min

500N· m

10%

(1) 2.2 400kW

(2)

(3)

2005

25%

80%

20%

25%

20%

10%

7%;

;

(1)

3 15kW

;

(2)

(3)

IE3()

YE3

0.55 315kW

H80 H355

4CQ~

3000r/min

100 5000r/min

"

"

<http://www.compressoronline.cn/index.php?m=content&c=index&a=show&catid=5&id=8840>

4

2020

50

GDP

15%

"

"

18%

4%

EMCA

2018

4774

15.1%

40

8 10%

2018

4200

kW· h/a

66%

34%

1420.4

kW· h/a

4

2019

GB19153-2009

50%

2

10% 30%

90%

0.7MPa

1mm

3525

40% 55%

b.

x y x
() x y

<http://www.compressoronline.cn/index.php?m=content&c=index&a=show&catid=5&id=8842>

5

" 2025"
2019 3000

1

2019 12%

11%	10%	9.9%	7.2%	
2018	500	100	14	9
8	10			

2

2019

3.1% 2.9%

2.8% 2.7% 2.4%

37.78%

15.56%

10%

36.96% 18.48% 8.7%

3.1%

2.9%

2.8%

2.7%

2.4%

3

2019

13%

8%

1

100

100

60%

2 100 300 300

70%

3 300 75%

200 150 E

100 E

50

10

10

4

" "

“ ”

<http://www.compressoronline.cn/index.php?m=content&c=index&a=show&catid=5&id=8837>

6

“ ”

“ ”

“ ” “ ”

“ ”

“ ” “ ”

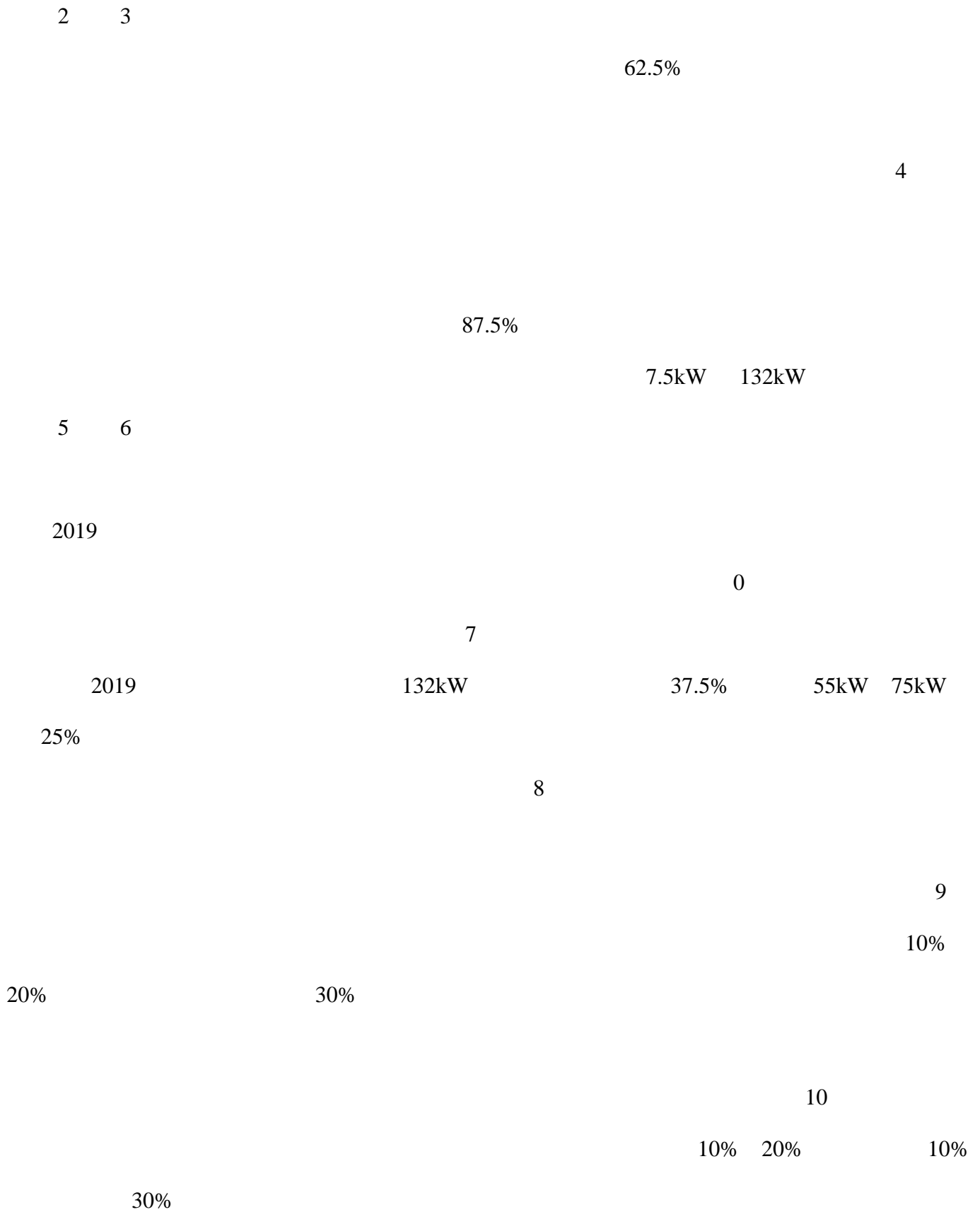
“ ”

“ ”

“ ”

“ ” “ ”





					11
	2019			4 5	2
3		16.7%	3 4		
		4000	30%	12	
	2019				

6-12

/

62.5%

37.5%

17

<http://www.compressoronline.cn/index.php?m=content&c=index&a=show&catid=6&id=8871>

8

2010

2018

2017

1

2

3

4

ROI

2018 5

Excel

ERP

APP

ERP

PAD

70%

PLM


PLM

APQP

CAD ERP OA

/

C2B



know-how

7%

35%

20

80

10kW

2kW

2

80-100

45

85

(GB13271-2014)

2016 7 1

10t

3 4

5

=1165kg

1165 × 24 = 27960kg = 27

100kg

270

<http://www.compressoronline.cn/index.php?m=content&c=index&a=show&catid=6&id=8870>

10

106.1

8 27 29

31.7%

7 25

2019

47

3.41 /

1.75 /

20%

2%

8 28

24%

1.26

PECVD

1 9 22 5 13

18 25 14 13

5 2 IPO 9 5 IPO 13

1 9 58 43 6

10 2013 47

Solar Ten Announced Large Scale Projects Funded By Dollar Amount in Q3 2019.



1 9 57 10 64 16

9 ERG 2 55

Perseo 78 5

20 18 14

5 1

9

15 9

23 6

34

4 3

2 2

739

536

<https://solar.ofweek.com/2019-10/ART->

3.

1

— " " —

— — "

"

"

" "

" / / "

"

/ /

/ /

"

2

6145

3

"

"

"

"

"

"

"

"

4 HGT

" . "

" "

5

6 12 2020

7

" "

"

"

"

" "

" "

" "

8

3

"

"

"

"

“ ”

Top

12

CO2



"

"

Top

4.

1

2019

2019

RC2-PLUS RC2-G RC2-T

2019

74,238.79

9.06%

9,526.63

8.87%

0.1783

9.54%

5.01%

0.79%

<http://www.compressoronline.cn/index.php?m=content&c=index&a=show&catid=107&id=8889>

23

11

http://www.sohu.com/a/340875209_727843

3 | 2001 -2015

2019-09-17

2002

2001 -2015

2002


3-40 /

2005

()

70%

2



.....





4.0



<https://www.hvacrhome.com/news/show.php?itemid=45918>

5 " " 47

9 25

2019

400

2017

2019

2019

2019

47

6

13

6

22

47

http://www.sohu.com/a/343404157_212888

6

2019-10-10

#03V8

op

ZW Fa †`

<http://www.sheitc.sh.gov.cn/gg/683874.htm>

8

2019-10-15

10 14

2019

http://yuqing.10jqka.com.cn/enterprise/snapshot.html?uid=8997b365b907c49f°rou_p_id=&channel=weixin&source=%E4%B8%8A%E6%B5%B7%E7%94%9F%E6%9C%8D%E4%B8%9A&monitor=%E4%B8%8A%E6%B5%B7%E6%B1%89%E9%92%9F%E7%B2%BE%E6%9C%BA%E8%82%A1%E4%BB%BD%E6%9C%89%E9%99%90%E5%85%AC%E5%8F%B8&keyword

2019

RFC

RFC

16

45

40

40P

3P-25P

40P

75P

	/		VI	25	100%
HS85	COP	5-10%			

10

7516

37%

2019-10-29

002158

2019

514,168,187.18

14.34%

75,160,169.10

36.82%

2019

1,256,556,102.03

0.75%

170,426,431.57

6.87%

3,401,117,893.25

4.56%

59,408,384.74

67.25%

0.1404 /

<http://static.cninfo.com.cn/finalpage/2019-10-30/1207034423.PDF><http://www.wabei.cn/Home/News/77373>

11

" 2019

500 "

2019-10-31

10.53

1.29%

6195.37

8.58%



84	浙江开山压缩机股份有限公司	浙江
123	中国中车股份有限公司	北京
184	冰轮环境技术股份有限公司	山东
243	上海汉钟精机股份有限公司	上海
251	杭州... 浙江	
	... 浙江	
	... 浙江	
	... 浙江	
	... 浙江	
	... 浙江	
	... 浙江	
	... 浙江	

<http://www.compressor.cn/News/hyqx/2019/1031/113319.html>